

Monocrystalline Solar Module

390W-410W Mono

182MM Cell 108 Half-cell Layout

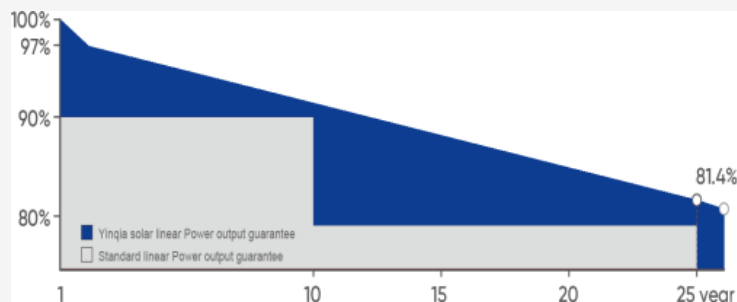

黄山银洽新能源 YinQia SOLAR

Features

- ◆ High cell efficiency with quality silicon material for long term output stability and reliability
- ◆ Rigorous quality control to meet highest international standards
- ◆ High transmittance low iron tempered glass with enhanced Stiffness and impact resistance
- ◆ Unique frame design with high mechanical strength for easy installation
- ◆ Advanced encapsulation material with multi-layer sheet lamination to provide efficient protection from the severest environmental conditions
- ◆ Outstanding electrical performance under high temperature and low irradiance conditions

Applications

- ◆ Any large or small on-grid or off-grid solar power stations
- ◆ Commercial and industrial building roof-top systems
- ◆ Residential roof-top systems
- ◆ Any commercial or industrial ground mount systems
- ◆ Other industrial or commercial applications



Linear performance Warranty

12
YEARS

Quality
Warranty

25
YEARS

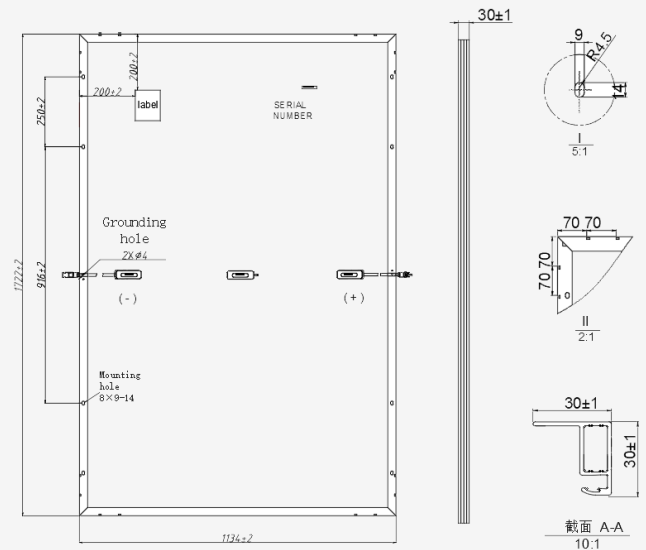
Power
Warranty



- . ISO9001:2015QMS
- . ISO14001:2015EMS
- . ISO45001:2018OHSMS
- . IEC/EN 61215, IEC/EN 61730 Standard

MECHANICAL CHARACTERISTICS

Solar Cells	Mono
NO.of Cells	108(6×18)
Dimensions	1722×1134×30mm
Weight	21kgs
Front Glass	3.2mm coated tempered glass
Frame	Anodized aluminium alloy
Junction Box	Ip68 rated(3 by pass diodes)
Output Cables	4.0mm ² 300mm Length can be customized
Connectors	Mc4 compatible
Mechanical load test	5400Pa



ELECTRICAL PARAMETERS

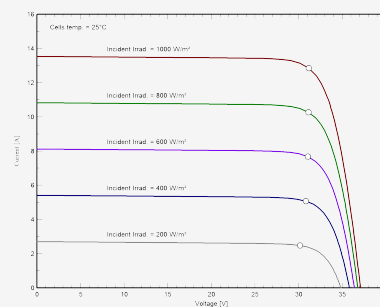
POWER CLASS	YQVF-390M		YQVF-395M		YQVF-400M		YQVF-405M		YQVF-410M	
	STC	NOCT	STC	NOCT	STC	NOCT	STC	NOCT	STC	NOCT
Maximum power (Pmax)	390W	292W	395W	296W	400W	300W	405W	303W	410W	307W
Open Circuit Voltage (Voc)	37V	34.95V	37.04V	35.01V	37.08V	35.08V	37.12V	35.15V	37.16V	35.18V
Short Circuit Current (Isc)	13.41A	10.94A	13.47A	11.06A	13.53A	11.18A	13.6A	11.3A	13.67A	11.42A
Voltage at Maximum power (Vmpp)	30.8V	28.64V	30.86V	28.7V	30.92V	28.76V	30.98V	28.81V	31.01V	28.84V
Current Maximum Power (Impp)	12.66A	10.21A	12.8A	10.32A	12.94A	10.43A	13.07A	10.54A	13.22A	10.66A
MODULE EFFICIENCY (%)	20.0		20.2		20.4		20.7		20.9	

STC:Irradiance 1000W/m²,cell temperature 25°C,AM 1.5G NOCT:Irradiance 800W/m²,ambient temperature 20°C,wind speed 1m/s,AM 1.5G

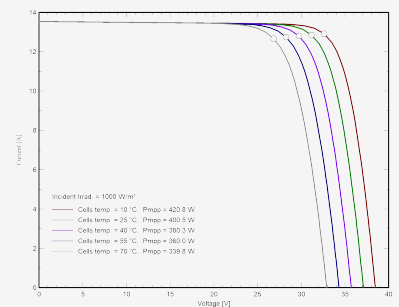
PACKING CONFIGURATION

Container	20'GP	40'HQ
Pieces per pallet	36	36+36
Pallets per container	9	13
Pieces per container	318	936
Dimension/Pallet	1214×1138 mm	1802×1138 mm
Gross weight/pallet	778Kg	1556Kg

I-VCURVE



YQVF-400M/I-V



OPERATING CHARACTERISTICS

Operating Module Temperature	-40°C to +85°C
Maximum System Voltage	1500 DC (IEC)
Maximum Series Fuse Rating	20A
Power Tolerance	0/+5W

TEMPERATURE CHARACTERISTICS

Nominal Operating Temperature (NOCT)	45±2°C
Temperature Coefficient of Pmax	-0.36%°C
Temperature Coefficient of Voc	-0.28%°C
Temperature Coefficient of Isc	+0.05%°C

Note: Due to continuous technical innovation, R&D and improvement ,technical data above mentioned may be of modification accordingly. YQ SOLAR have the sole right to make such modification at anytime without further notice.